

CREATIVE COMMONS – CC



Module I



Course
Intellectual
Property



Topic
Creative
Commons



Lesson 1








Activity

- **Short Description:** Learners will get to know about Creative Commons and the different types of licenses they offer.
- **Methodology:** Induction learning
- **Duration:** 3 hours.
- **Difficulty (high - medium - low):** Low
- **Individual / Team:** Individual
- **Classroom / House:** The activity should be developed during class.
- **What do we need, to do this activity?** (Indicate what resources we need to be able to carry out the proposed activity)
 - We will need a device (computer, smartphone, or tablet)

Description

- **Text description:** Teachers will show the students the advantage of using Creative Commons and the different types of licenses they offer; they will share with them the following information:



Lincense Name	License Charasteristic	License Symbol
CC BY	This license allows reusers to distribute, remix, adapt, and build upon the material in any medium or format, so long as attribution is given to the creator. The license allows for commercial use.	
CC BY-SA	This license allows reusers to distribute, remix, adapt, and build upon the material in any medium or format, so long as attribution is given to the creator. The license allows for commercial use. If you remix, adapt, or build upon the material, you must license the modified material under identical terms.	
CC BY-NC	This license allows reusers to distribute, remix, adapt, and build upon the material in any medium or format for noncommercial purposes only, and only so long as attribution is given to the creator.	
CC BY-NC-SA	This license allows reusers to distribute, remix, adapt, and build upon the material in any medium or format for noncommercial purposes only, and only so long as attribution is given to the creator. If you remix, adapt, or build upon the material, you must license the modified material under identical terms.	
CC BY-ND	This license allows reusers to copy and distribute the material in any medium or format in unadaptd form only, and only so long as attribution is given to the creator. The license allows for commercial use.	
CC BY-NC-ND	This license allows reusers to copy and distribute the material in any medium or format in unadaptd form only, for noncommercial purposes only, and only so long as attribution is given to the creator.	
*CCO	CC Zero is a public dedication tool, which allows creators to give up their copyright and put their works into the worldwide public domain. CCO allows reusers to distribute, remix, adapt, and build upon the material in any medium or format, with no conditions.	

Workshop 4- Creative Commons Licenses

Pill 1- Can we use videos without paying?

Activity 1- Let's differentiate the types of licenses offered by Creative Commons.

Activity 2- How do I know which Creative Commons license to use for my product?



Instructions

1. STEP 1: Teachers will share all the information regarding Creative Commons – CC.

Expected outcomes

- Analyze the opportunity to use Creative Commons, as an organization that provides free legal tools to share creativity and knowledge.
- Define criteria for the use of legal and technical tools that facilitate the exchange and discovery of creative works.

This activity can be used in other (module, course, topic, lesson):

- Any Module, Course, Topic or Lesson, as background regarding intellectual property.

DIGICOMP (Competences developed):

1. INFORMATION AND DATA LITERACY

- 1.1 Browsing, searching and filtering data, information and digital content

2. DIGITAL CONTENT CREATION

- 3.1 Copyright and licenses

ENTRECOMP (Competences developed):

1. INTO ACTION

- 1.1 Learning through experience

